

# Creo® Illustrate

COMMUNICATE COMPLEX SERVICE AND PARTS INFORMATION EFFECTIVELY WITH 3D TECHNICAL ILLUSTRATIONS

The use of 3D illustrations is a rapidly growing opportunity for manufacturers to deliver more effective technical information. Creo Illustrate couples superior 3D illustration capabilities with associative CAD data to deliver configuration-specific graphical content used to operate, service and maintain products that accurately reflects the current product design.

Creo Illustrate offers a dedicated environment with the capabilities required to create rich 3D technical illustrations that are used to communicate complex products and procedures clearly and graphically to users of service and technical information. This functionality enables technical illustrators, authors and service planners to repurpose design and engineering data from any 3D format for use in service procedures, training materials, illustrated parts catalogs and all forms of technical communications.

## Key benefits

### Increase service and parts accuracy

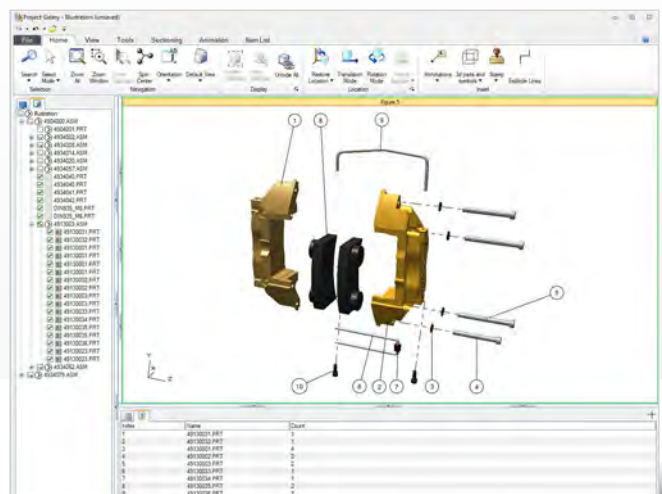
- Ensure service effectiveness with interactive, configuration-specific repair and maintenance procedures
- Improve spare parts identification with associative CAD-driven illustrated parts lists
- Create visual representations of service parts and kits to increase accuracy
- Leverage 3D, up-to-date information to reduce field errors related to outdated technical publications

### Accelerate repair and maintenance times

- Enable easy 3D navigation of service information, based on specific product configurations and user environments
- Provide technicians and users with easy-to-understand 3D technical information to increase productivity and accuracy globally
- Eliminate wasted time searching for service information in static, generic technical documents

### Improve product performance and customer experience

- Deliver interactive training materials and technical information to improve product adoption and customer satisfaction
- Capitalize on growing adoption of 3D devices and applications to deliver advanced 3D product support content that is easy to find and understand




Leverage CAD product structures to dynamically generate parts lists with call outs and maintain associativity with engineering model to automate changes when product design changes occur.

## Features

### Repurpose CAD for up-to-date 3D technical illustrations and animations

- Easily create 3D technical illustrations by importing design data from all major CAD systems
- Leverage Creo View 'Adapter' technology to quickly convert essential engineering design data, regardless of its origin, into a readily accessible format for 3D illustration
- Interpret leading CAD formats, such as Creo, CADD5, CATIA, SolidWorks, Unigraphics and Autodesk Inventor, as well as other neutral formats such as STEP, IGES and JT and many legacy formats with additional Creo View Adapters
- Import one or more assemblies from original CAD sources and merge and assemble them into a single illustration file
- Maintain an associative link with original CAD files, on local disk or on a Windchill® server, to automate the 3D illustration change process when the engineering design is modified



Apply and update call outs automatically as changes occur during the illustration process.

### Restructure engineering product structures into an illustration service bill of materials

- Generate service BOM (sBOM) information structures to populate with required parts illustration
- Easily drag and drop items from the detailed engineering model structure into the sBOM
- Collapse groups of assembly items into a single serviceable or replaceable part or kit

### Generate illustrated parts lists and call outs

- Create an interactive parts list that reflects the structure of the sBOM, representing the entire bill of materials or a subset
- Repurpose engineering CAD metadata to produce dynamic parts list information quickly and accurately
- Generate and apply call outs from parts lists automatically
- Dynamically link call outs to the parts and enable cross-selection between the call out balloon, model object and parts list line item
- Drop in extra columns based on model metadata and add description fields to the parts table
- Customize call out styles quickly and easily
- Publish illustrated parts lists quickly using Arbortext® Service Information Solutions, Arbortext Editor or your own custom delivery application based on Creo View Express

### Create 3D animations for interactive technical information

- Create, capture and play back detailed 3D animation sequences; events recorded in the timeline can be edited, duplicated or reversed
- Augment animation with notes, symbols and tools from a standard or custom library
- Insert 3D notes with warnings or instructions related to the task being described in the animation
- Access built-in effects templates to apply multiple animation steps to a selection of parts

- Separate the animation itself from the camera locations from which the animation is viewed and apply smooth transitions between those camera locations
- Support interactive play back with Creo View or export to common formats such as Windows® Media and AVI

#### Illustrate multiple figures in a single illustration file

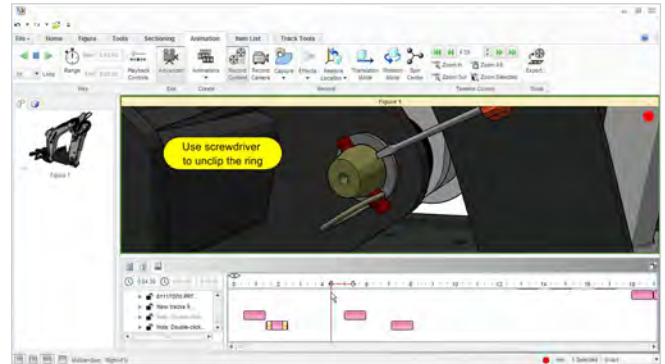
- Author multiple figures per illustration file, repurposing the same model geometry in each figure
- Automatically capture sBOM structure, part visibility, camera orientation, render style and additional notations for each figure
- Create new figures from scratch or duplicate a previous static or animated figure
- Animate the transition between each figure to retain context between procedure steps for the viewer
- Document step-by-step service procedures with multiple sequential illustration figures

#### Illustrate dynamic sectioning to present internal assembly components

- Section components on the plane and quarter-cut to produce dynamic section views of a CAD model
- Leverage section views within 3D technical illustrations or record within an animation
- Apply sections to the entire model or, for more complex designs, to a subset of selected components
- Leverage a single plane section or use a second plane to quickly create a quarter-cut through the selection of components

#### Repurpose 3D illustration intelligence within high-quality Arbortext® IsoDraw® CADprocess 2D illustrations

- Reuse Creo Illustrate output in Arbortext IsoDraw CADprocess to support all 2D service information deliverables
- Save out entire 3D illustrations or a single step of an animation
- Leverage 3D intelligence to easily create additional 2D call outs in the proper sequence



Enhance animations to better communicate explicit instructions with notes, tools and symbols inserted from a standard or custom library.

- Augment 2D illustrations with additional library elements that are not represented in the 3D engineering data
- Publish to 2D and continue authoring in IsoDraw or publish to 2D media formats
- Preserve balloon hot spots and cross links to the parts lists

#### Automate illustration change management throughout the service information lifecycle

- Maintain associativity with engineering data to automate change processes when design changes occur throughout the product lifecycle
- Integrate with PTC's Windchill, Creo and Arbortext products to enable enterprise-wide delivery of 3D service and parts information

#### Language Support

- English, German, French, Italian, Spanish, Chinese (Simplified and Traditional) Japanese and Korean

#### Platform specifications

For the most up-to-date platform support information, visit [PTC.com/partners/hardware/current/support.htm](http://PTC.com/partners/hardware/current/support.htm)

©2012, Parametric Technology Corporation (PTC). All rights reserved. Information described herein is furnished for informational use only, is subject to change without notice, and should not be construed as a guarantee, commitment, condition or offer by PTC. PTC, the PTC Logo, Elements/View, IsoDraw, Creo, Arbortext, Windchill, and all PTC product names and logos are trademarks or registered trademarks of PTC and/or its subsidiaries in the United States and in other countries. All other product or company names are property of their respective owners. The timing of any product release, including any features or functionality, is subject to change at PTC's discretion.

7278-Creo Illustrate-DS-EN-0112